



**ASHOK LEYLAND**



**FALCON BUS**

# TECHNICAL INFORMATION

---

<b>ENGINE</b>	:H series W06DTI(Euro I)
Bore & Stroke (mm)	:104 x 113
Displacement (l)	:5.759
Max output	:180 ps @ 2400 rpm
Max. torque	:60 kgm @ 1600 rpm
Air filter	:Dry type with cleanable elements
Fuel filter	:prefilter on feed pump and 1.1L dual filter on pressure side.
Cooling system type	:Pump circulated pressurised cooling, thermostat controlled with deaeration tank.

---

<b>CLUTCH</b>	:350 dia diaphragm clutch - Rane Luke make - push type
Actuation	:Hydraulic
Facing dia (mm)	:350
Thickness (mm)	:10
Total frictionla area (cm <sup>2</sup> )	:1220

---

<b>GEAR BOX</b>	:ZF, 5 speed synchromesh type
Gear ratios	:1st - 7.2 : 1 , 2nd - 4.2 : 1 , 3rd - 2.44 : 1 , 4th - 1.454 : 1 , 5th - 1.00 : 1, Rev. - 8.05 : 1

---

<b>PROPELLER SHAFT</b>	:1600 series with rubber mounted centre bearing
No of Propeller shaft	:3 Nos.

---

<b>REAR AXLE</b>	:RS145-Fully floating single speed hypoid gear
Axle capacity (kg)	:10200
Axle ratio	:4.89 : 1

---

<b>FRONT AXLE</b>	:Forged I - section reverse elliot type
Axle capacity (kg)	:6000

---

<b>FRAME</b>	:All steel ladder type bolted
No of cross members	:8
Frame dimensions (mm)	:229 mm depth x 76 mm width x 6.35 mm thickness

---

<b>SUSPENSION</b>	:Semi-elliptic laminated multi leaf Weweller suspension, rubber ended for better shock absorbing
-------------------	--

---

<b>STEERING</b>	:ZF Integral Power Steering
-----------------	-----------------------------

---

<b>WHEELS &amp; TYRES</b>	:2nos in the front and 4 nos in the rear
Rim size	:B7.50 x 20 - 165 mm offset
Tyre size	:10.00 x 20 - 16 PR Nylon

---

<b>BRAKES</b>	:Air pressure diaphragm operated with dual line arrangement
Total braking area (cm <sup>2</sup> )	:4640
Lining Thickness (mm)	:12.7
Parking brakes	:Flick valve operated pneumatic hand brake on rear wheels only

---

<b>ABS</b>	:OPTIONAL
------------	-----------

---





---

**ELECTRICAL SYSTEM**

TYPE	:24V negative earth
Battery	:150 Amp. Hr.(20 Hr.rating)
Alternator (max. output)	:55A

---

**PERFORMANCE DATA**

Max. Speed in top gear (kmph)	:94
Max. gradeability	:1 in 6

---

**MAJOR DIMENSIONS (mm)**

Wheelbase	:5639 / 4902
Overall length	:10591 / 9389
Overall width	:2500
Front Overhang	:1644
Rear Overhang	:3308 / 2843
Front track	:2020 / 1988
Rear track	:1816
Frame height (Laden)	:910
Minimum ground clearance	:250
Minimum turning circle radius	:11500 / 9500

---

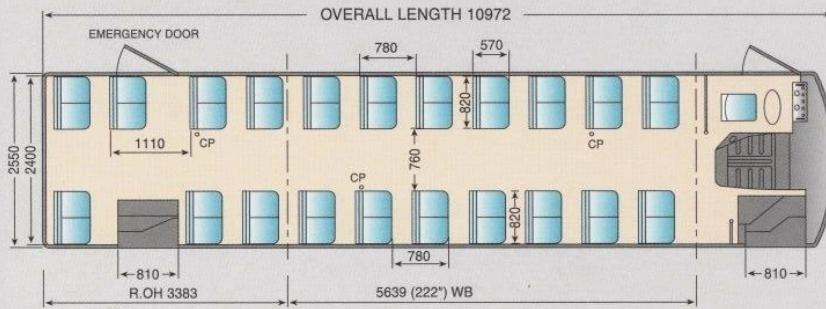
**WEIGHT(kg)**

	<b>UNLADEN</b>	<b>LADEN</b>
Front axle	2760 / 2500	6000 / 5600
Rear axle	1920 / 1520	10200 / 7400
Total	4680 / 4020	16200 / 13000

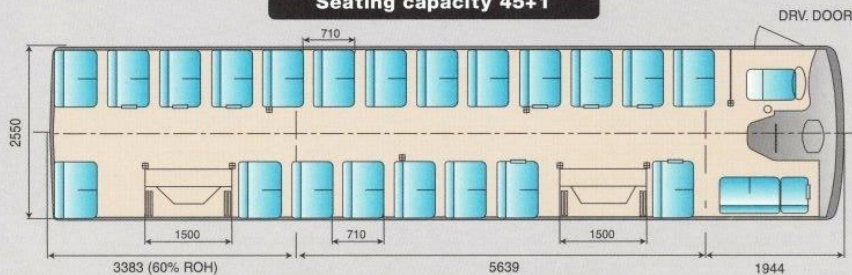


## SEATING LAYOUTS

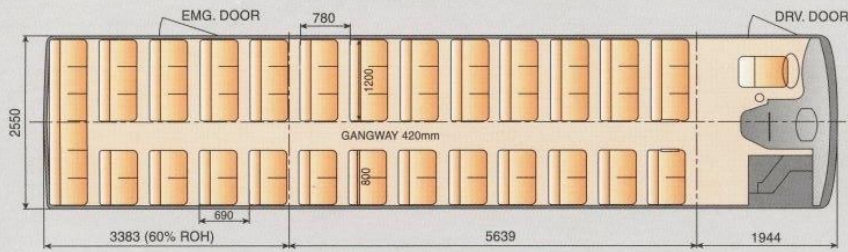
### Seating capacity 42+1



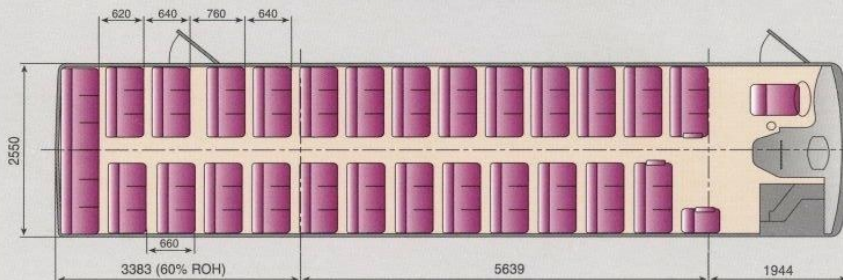
### Seating capacity 45+1



### Seating capacity 66+1



### Seating capacity 83+1



1, SARDAR PATEL ROAD, GUINDY, CHENNAI - 600032  
 Phone: +91 44 22206000 Fax: +91 44 22206001  
 www.ashokleyland.com

Authorised Dealer



Tel: +263 774 971 990

Email: admin@kifarumotors.co.zw